

Carta Infinita Lido

Wandering guide

The
Street
Society


Atelier
Berger
Milà

Wandering guide

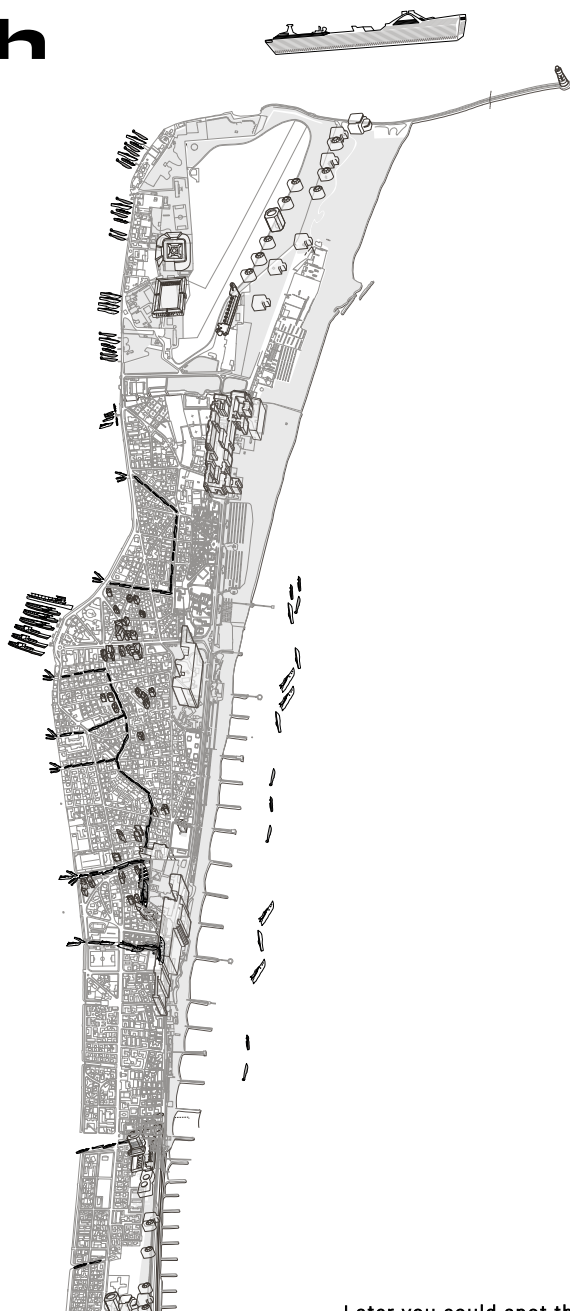
This Wandering guide is here to propose you some key moments during your observation of the Lido. In order to present your finds and your thoughts to each other and to the students after this first part of the exploration, this guide proposes some elements to consider during your wandering.

You can use this guide or choose not to be guided, but please have fun.

Map of the Lido

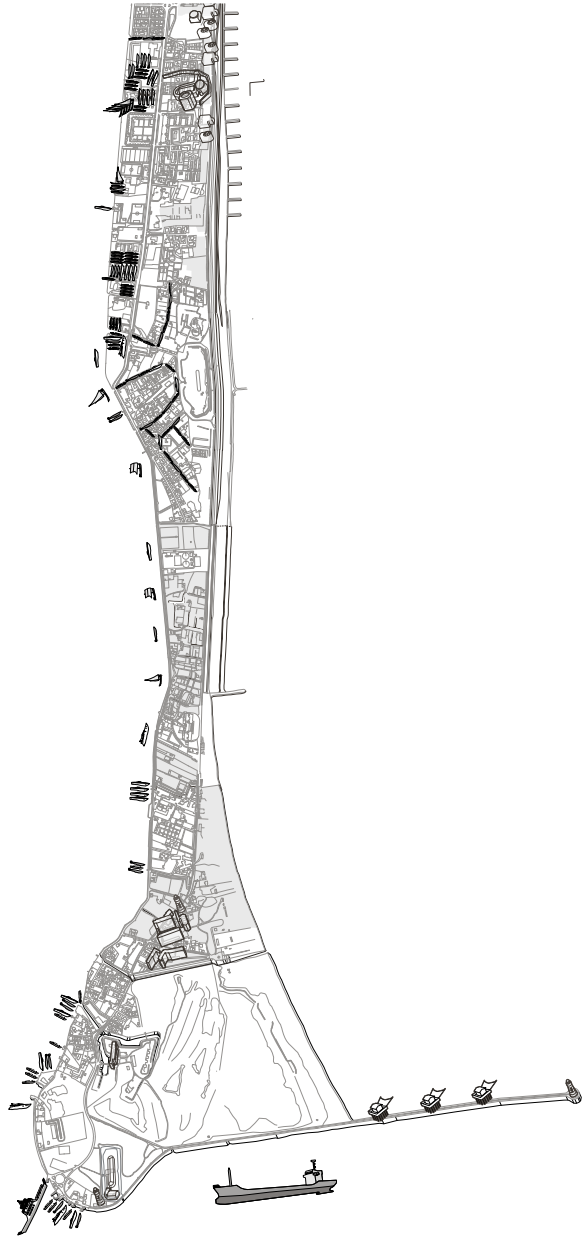


Zoom North



Later you could spot the place you chose.

Zoom South



About the Lido

Tell us your first impressions about the Lido.
The spots that interest you, and a quick overview of the spots you could select : what you could collect and what interest you there?

The Chosen one

Tell us your first impressions about your spot and what interests you there. Give us a quick overview of it and spot it on the map. Tell us what you see and what caught your eye? What you would like to understand or explain, extract, change or preserve there.

8

**Draw
Something !**

Why there ?

Why didn't you stop somewhere else?
Tell us your point of view on this place, the type of
people you have met or things you focused on.
What could you present us from there and what's
your insight about this place?

Typology

This is the moment where you should try to organize your thoughts.

**Draw
Something !**

What to present

Now stop drawing, and tell us about how you would like to present this place in our space, la Caserma Pepe.

Last Draw

Carta Infinita - Lido **Wandering guide**

Lieux Inifinis - French Pavilion - Caserma Pepe
16th Venice Architecture Biennale, 2018

